







FOREST FLOOR SAVANNAH

TERRARIUM KIT



INCLUDES

-  GRASS SEEDS
-  SPANISH MOSS
-  CARBON
-  COCONUT HUSK
-  RECYCLED GLASS
GROW STONES

OVER >

GETTING STARTED

1. Remove contents from jar. Set moss aside.
2. Pour grow stones into terrarium, level.
3. Pour coconut grow medium into terrarium, level.
4. Sprinkle on seeds and gently bury into the surface of the grow medium with a spoon.
5. Pour carbon evenly over seeds.
6. Tilt terrarium and slowly pour $\frac{1}{4}$ c water in along the side, so it doesn't disturb the layered grow medium.
7. Place terrarium in a sunny window (72°-82°F is ideal).

Seeds will sprout in 7-21 days. Once sprouts are 1" tall, you can add the moss around them to complete your terrarium.

When grow medium becomes light brown in color, it's time to water your terrarium. Do so by using the tilting method and add $\frac{1}{8}$ c of water at a time.