







FOREST FLOOR WOODLAND

TERRARIUM KIT



INCLUDES

-  SEDUM SEEDS
-  FOREST MOSS
-  CARBON
-  COCONUT HUSK
-  RECYCLED GLASS
GROW STONES

OVER >

GETTING STARTED

1. Remove contents from jar. Set moss aside.
2. Pour grow stones into terrarium, level.
3. Pour coconut grow medium into terrarium, level.
4. Pour carbon into Sedum seed packet, gently shake.
5. Pour seeds and carbon mix over the top of the grow medium. Do not bury as Sedum seeds need sunlight to germinate.
6. Tilt terrarium and slowly pour $\frac{1}{4}$ c water in along the side, so it doesn't disturb the layered grow medium.
7. Place terrarium in a sunny window (72° - 82° F is ideal).

Seeds will sprout in 7-21 days. Once sprouts are 1" tall, you can add the moss around them to complete your terrarium.

When grow medium becomes light brown in color, it's time to water your terrarium. Do so by using the tilting method and add $\frac{1}{8}$ c of water at a time.